

MD4C - ORDERING CODE & OPERATING CHARACTERISTICS

DATA SHEET

MD4C 075 1 N 00 C 1 02 ..

Series external drain

Nominal flow (nominal torque)

024 - L/min @1000 rpm	(0,39Nm/bar)
027 - L/min @1000 rpm	(0,45Nm/bar)
031 - L/min @1000 rpm	(0,55Nm/bar)
043 - L/min @1000 rpm	(0,74Nm/bar)
055 - L/min @1000 rpm	(0,93Nm/bar)
067 - L/min @1000 rpm	(1,13Nm/bar)
075 - L/min @1000 rpm	(1,27Nm/bar)
100 - L/min @1000 rpm	(1,56Nm/bar)

Type of shaft

- 1= Keyed (SAE B)
- 2= Keyed (no SAE)
- 3= Splined (SAE B)
- 9= Special (non SAE)

Rotation

N = Bi-direccional

View from shaft end:

CW Rotation: A= INLET
B= OUTLET

CCW Rotation: A= OUTLET
B= INLET

Modification

Port connections

- 01 = Threaded Port
1" 5/16 UNF
9/16"-18 UNF Drain
- 02 = 4 Bolt Flange
3/8"-16 UNC Threaded
9/16"-18 UNF Drain
- 03 = Threaded Port 3/4" BSP
3/8" BSP Drain
- 04 = 4 Bolt Flange
3/8-16 UNC Threaded
3/8" BSP Drain
- M4= 4 Bolt Flange
Metric Threaded M10x20
3/8" BSP Drain

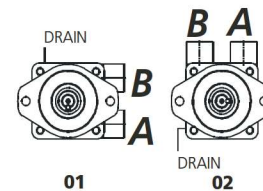
Seal Class

- 1 = NBR 5= Viton

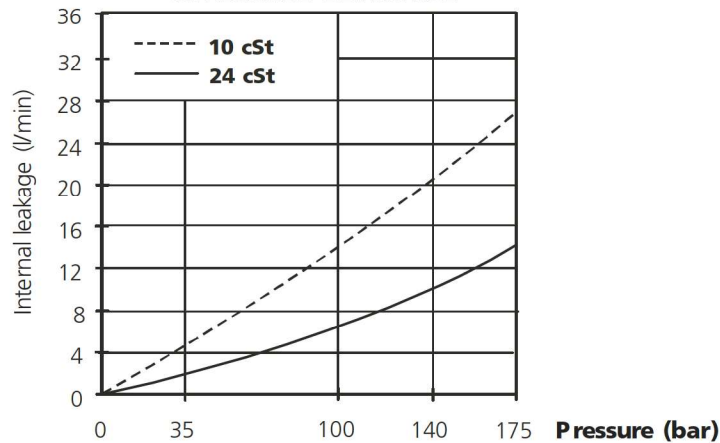
Desing letter

Porting combination

- 01 = Side ports (right/left)
- 02 = Side ports (up/down)



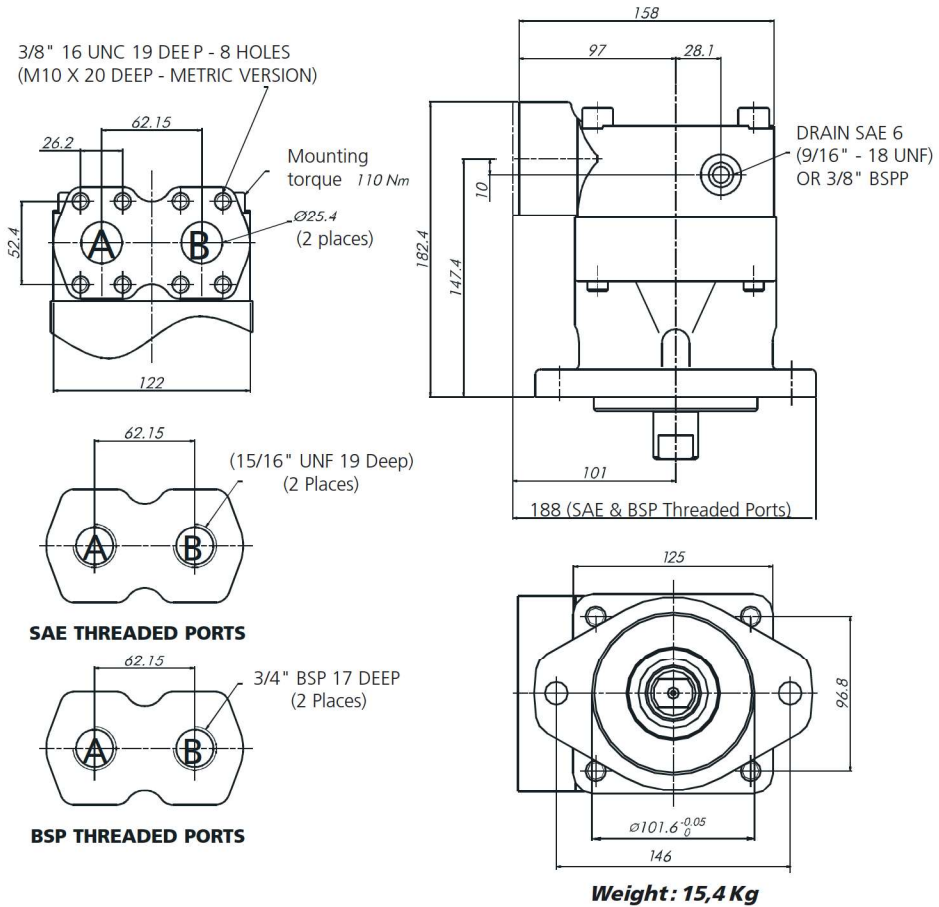
INTERNAL LEAKAGE



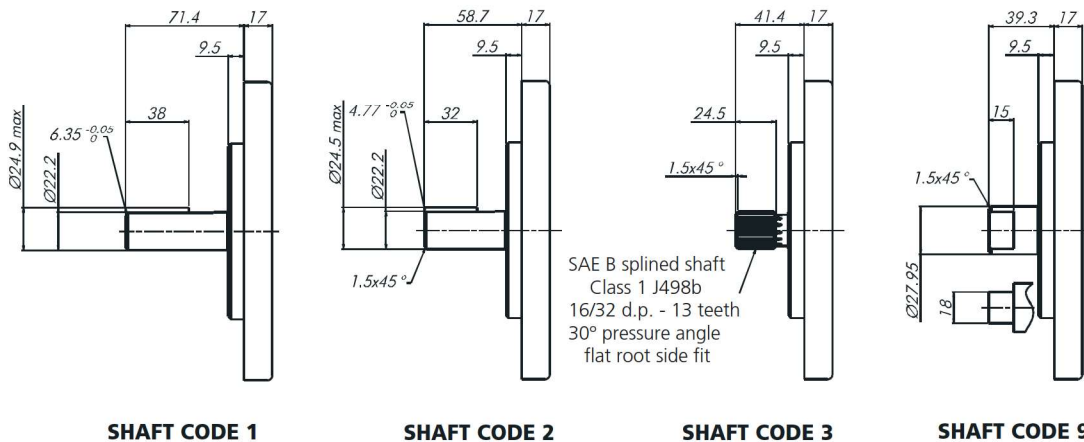
DIMENSIONS, SHAFTS & PORT CONNECTIONS - MD4C

DIMENSIONS IN MILLIMETERS. 1" = 25,4 mm

PORT CONNECTIONS



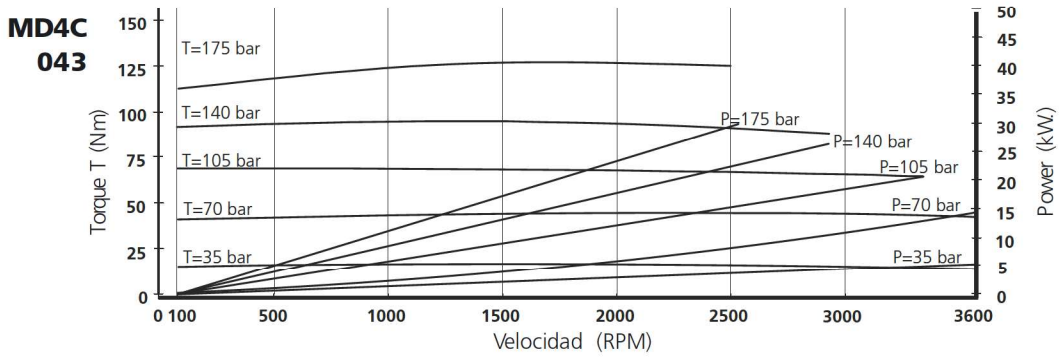
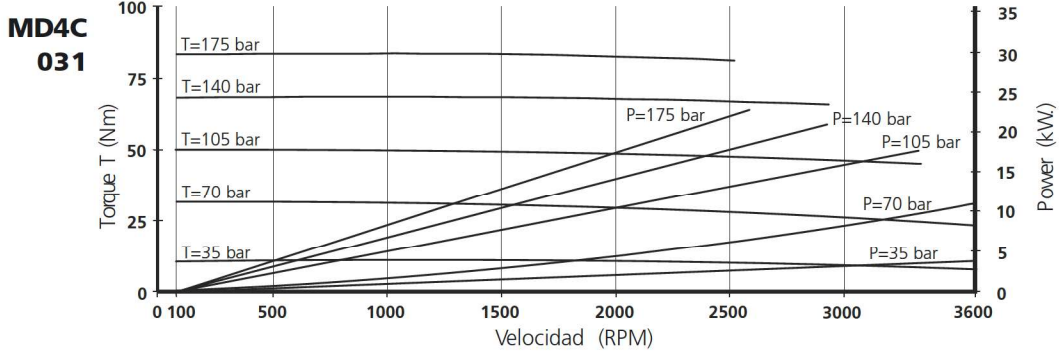
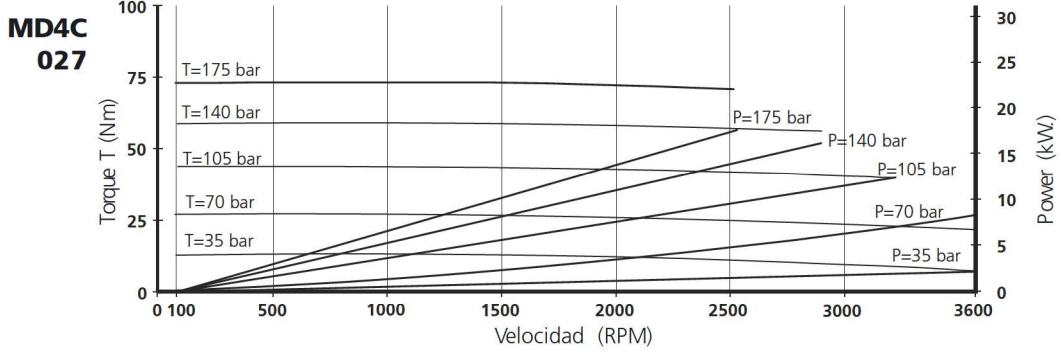
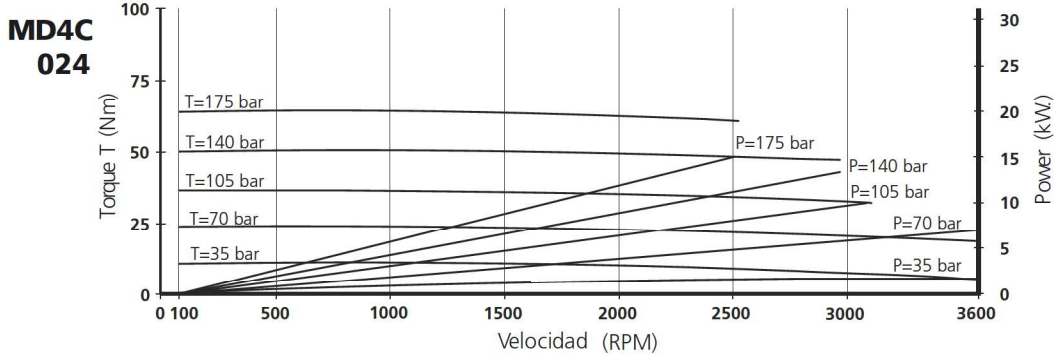
SHAFT TYPE



Enquire about other types of shafts

PERFORMANCE CURVES - OIL VISCOSITY : 24 CST (45°) - MD4C

DATA SHEET



PERFORMANCE CURVES - OIL VISCOSITY : 24 CST (45°) - MD4C

